

Features

- Pop-up drain with lift rod and tailpiece
- Vertical spray
- Fixture-mount transfer valve/vacuum breaker
- Lever handle style option
- Quarter-turn washerless ceramic disc valves
- Metal construction

Material

- Brass valve bodies

Installation

- Flexible connections for easy installation

Recommended Products/Accessories

- K-23726 Drain treatment
- K-14375 24" Double Towel Bar
- K-14377 Pivoting toilet paper holder
- K-14435 18" Towel Bar
- K-14436 24" Towel Bar
- K-14441 Towel Ring
- K-14443 Robe Hook
- K-14444 Vertical toilet paper holder



Codes/Standards










ASME A112.18.1/CSA B125.1

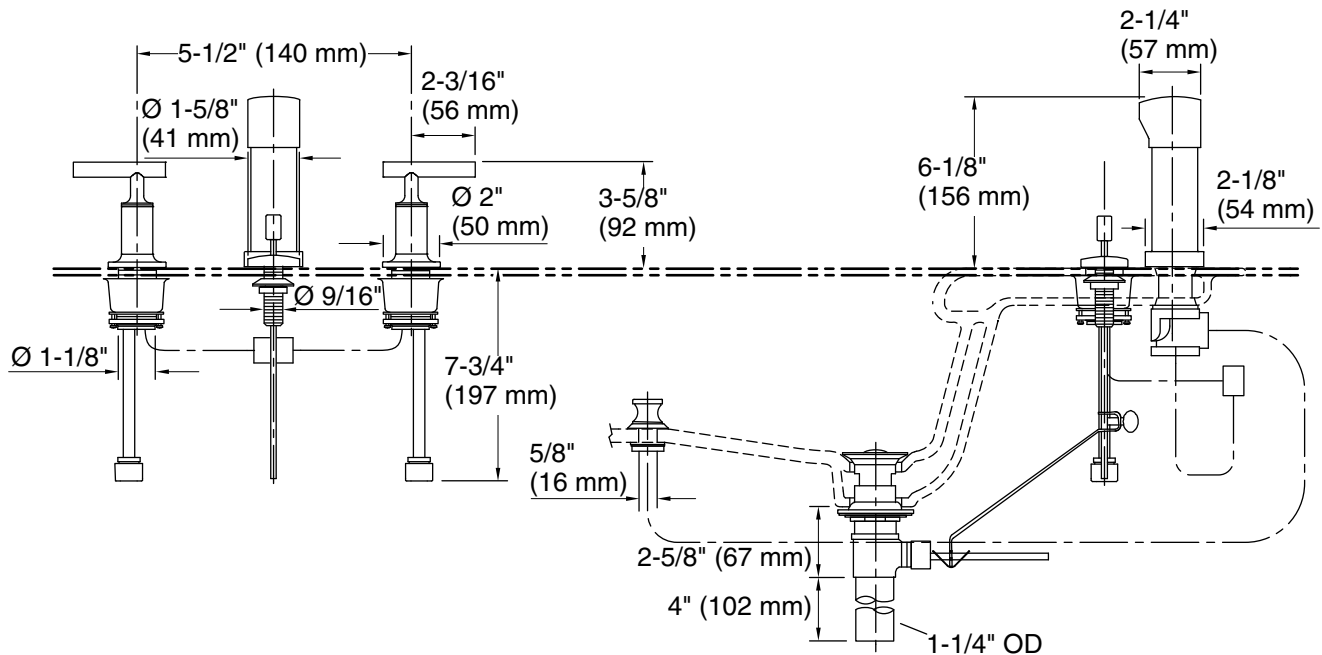
KOHLER® Faucet Lifetime Limited Warranty

See website for detailed warranty information.

Available Colors/Finishes

Color tiles intended for reference only.

Color	Code	Description
	CP	Polished Chrome
	SN	Vibrant® Polished Nickel
	AF	Vibrant® French Gold
	BN	Vibrant® Brushed Nickel
	BV	Vibrant® Brushed Bronze
	2MB	Vibrant® Brushed Moderne Brass
	BGP	Vibrant Brushed Graphite
	TT	Vibrant Titanium
	DR	Deep Bronze



Technical Information

All product dimensions are nominal.

Drain included: Yes

Spout:

Handshower rated max flow: 2.5 gal/min (9.5 l/min)

Notes

Install this product according to the installation instructions.