

### Features

- Advanced spray engine provides two spray experiences: full coverage and targeted massage
- Full coverage spray produces an encompassing spray ideal for everyday use
- Targeted spray is a focused stream for targeting sore muscles or use as a utility spray
- Intuitive and easy push-button activation to switch between two sprays
- Ergonomic design is comfortable and easy to grip
- MasterClean™ sprayface features an easy-to-clean surface that withstands mineral buildup and maximizes spray performance
- 2.5 gpm (9.5 lpm) maximum flow rate
- Contains flow-regulating check valve for backflow prevention

### Material

- KOHLER finishes resist corrosion and tarnishing

### Installation

- Bracket or sidebar required for wall-mount installation
- Deck-mount holder required for deck-mount installation

### Required Products/Accessories

K-8593 72" Shower Hose

or

K-9514 60" Shower Hose

### Optional Products/Accessories

K-9660 Vacuum Breaker



OBC

### Codes/Standards

ASME A112.18.1/CSA B125.1

DOE - Energy Policy Act 1992

OBC

NOM Standards










NOM 008-CONAGUA

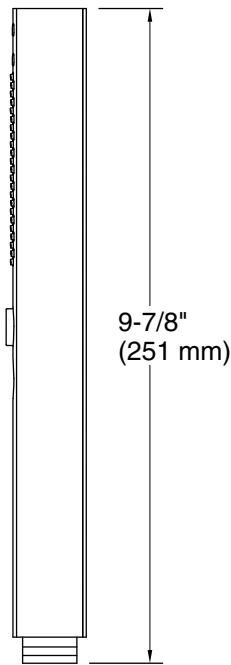
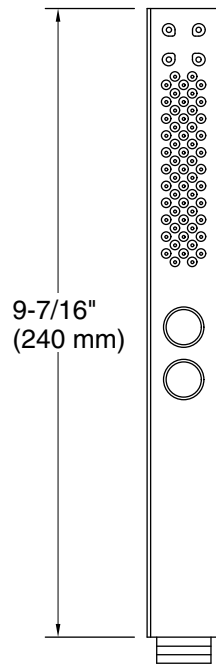

### KOHLER® Faucet Lifetime Limited Warranty

See website for detailed warranty information.

### Available Colors/Finishes

*Color tiles intended for reference only.*

Color	Code	Description
	CP	Polished Chrome
	SN	Vibrant® Polished Nickel
	BN	Vibrant® Brushed Nickel
	BV	Vibrant® Brushed Bronze
	BL	Matte Black
	2MB	Vibrant® Brushed Moderne Brass
	TT	Vibrant Titanium
	BGP	Vibrant Brushed Graphite
	DR	Deep Bronze



### Technical Information

All product dimensions are nominal.

### Spout:

Handshower rated max flow: 2.5 gal/min (9.5 l/min)

### Notes

For use with automatic compensating valves rated at 2.2 gal/min (8.3 l/min) or less.

Install this product according to the installation instructions.

Plumbing codes may require that a vacuum breaker be installed in-line to handshowers. Please consult local plumbing codes.

OBC compliant when installed to the specific requirements of these regulations.