

## Features

- Two Lever handles offer separate control of hot and cold water
- 1.2 gpm (4.5 lpm) maximum flow rate at 60 psi (4.14 bar)
- UltraGlide® valves with dry-stem technology are designed to eliminate common leak paths and provide smooth, effortless control
- Clicker drain with tailpiece and overflow
- Coordinates with other products in the Bellera collection
- This product can help a building earn Water Efficiency points in LEED® Green Building Rating System

## Material

- Premium material construction for durability and reliability
- KOHLER finishes resist corrosion and tarnishing

## Installation

- For 8" – 16" (203 – 406 mm) centers
- Deck-mount
- Handles are preassembled on valves to simplify installation
- Quick-connect fittings make installation easy

## Recommended Products/Accessories

- K-23726 Drain treatment
- K-27383 18" towel bar
- K-27384 24" towel bar
- K-27385 Robe hook
- K-27386 Towel ring
- K-27387 Pivoting toilet paper holder



## Codes/Standards




ASME A112.18.1/CSA B125.1  
NSF/ANSI/CAN 61  
NSF/ANSI/CAN 372  
DOE - Energy Policy Act 1992  
EPA WaterSense®  
California Energy Commission (CEC)  
ADA  
ICC/ANSI A117.1  
CSA B651  
OBC

## KOHLER® Faucet Lifetime Limited Warranty

See website for detailed warranty information.

## Available Colors/Finishes

*Color tiles intended for reference only.*

Color	Code	Description
	CP	Polished Chrome
	BN	Vibrant® Brushed Nickel
	DR	Deep Bronze

