

Features

- 33" (838 mm) minimum base cabinet width
- Single bowl
- 9" (229 mm) depth provides generous workspace
- Single faucet hole
- Bowl slopes toward drain to minimize water pooling
- Offset drain increases workspace in the sink and storage space underneath
- Box includes: Sink, two sink racks, installation hardware, cutout template
- Sink drain with strainer sold separately

Material

- KOHLER® enameled cast iron
- Acid-resistant enamel finish

Installation

- Top-mount

Recommended Products/Accessories

- K-6237 Left-Bowl Sink Rack
- K-6255 Right-Bowl Sink Rack
- K-8801 Sink drain and strainer with tailpiece
- K-8799 Sink drain and strainer basket
- K-23726 Drain treatment
- K-23725 Cast iron cleaner
- K-35007 Bifold multipurpose rack (Qty 2)
- K-35000 Three-piece workstation sink accessory set (Qty 2)
- K-35001 Maple wood cutting board (Qty 2)
- K-35002 Ice bucket holder (Qty 2)
- K-35003 Workstation sink cover (Qty 2)
- K-35004 HDPE cutting board (Qty 2)
- K-35005 Marble serving tray (Qty 2)
- K-35487 Three-piece ice bucket set (Qty 2)
- K-35484 Three-piece workstation sink prep bowl set (Qty 2)



Codes/Standards




ASME A112.19.1/CSA B45.2

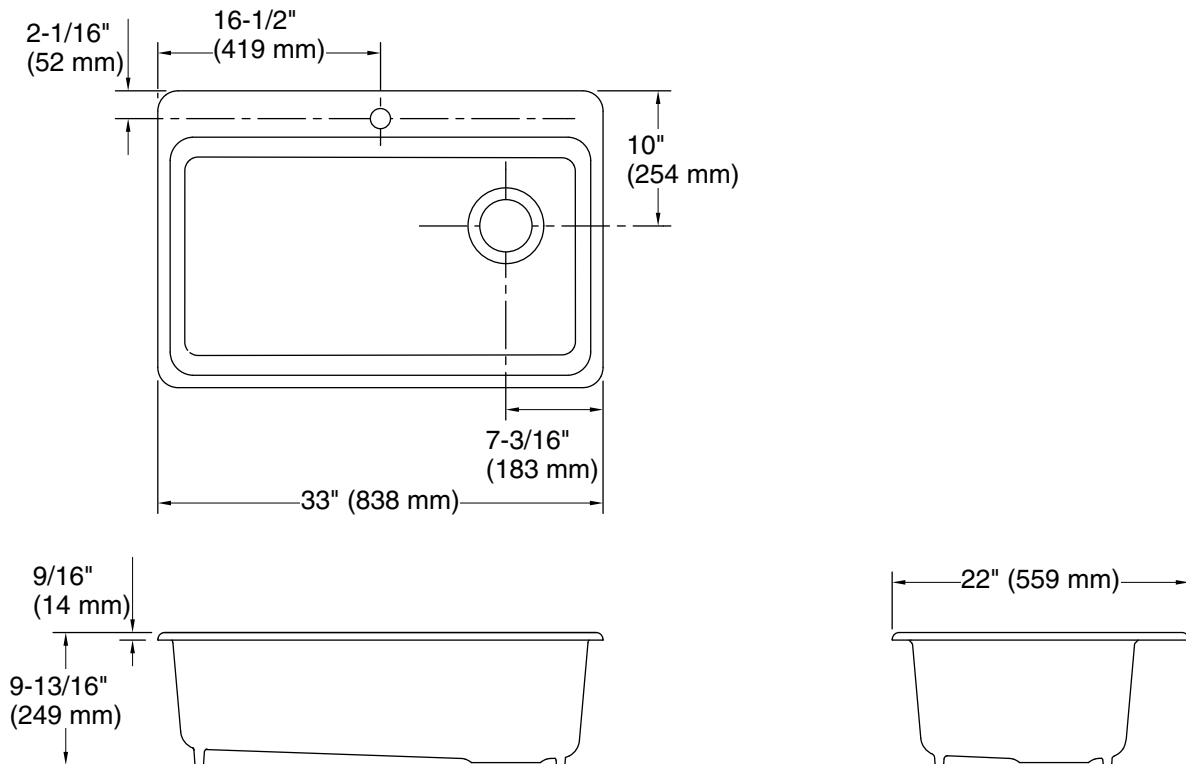
KOHLER® Enameled Cast Iron Kitchen and Bathroom Sink Lifetime Limited Warranty

See website for detailed warranty information.

Available Colors/Finishes

Color tiles intended for reference only.

Color	Code	Description
	0	White
	96	Biscuit
	7	Black Black™



Technical Information

All product dimensions are nominal.

Basin configuration: Single Bowl
 Min. base cabinet width: 33" (838 mm)

Bowl area (Basin #1):
 Length: 30-1/4" (768 mm)
 Width: 15-13/16" (402 mm)
 Bowl depth: 9" (229 mm)
 Water depth: 9" (229 mm)

Number of deck holes: 1

Faucet hole(s): 1-3/8" (35 mm)

Drain hole: 3-7/8" (98 mm)

Template: Drop-in, 1166727-7, required, included

Notes

Install this product according to the installation instructions.