

### Features

- 36" minimum base cabinet width
- Single bowl
- 5-1/4" depth
- Five oversized faucet holes
- Oversized holes allow for easy installation of faucets and accessories
- Bowl slopes toward drain to minimize water pooling
- Offset drain increases workspace in the sink and storage space underneath

### Material

- KOHLER® enameled cast iron

### Installation

- Undermount

### Recommended Products/Accessories

- K-6237 Left-Bowl Sink Rack
- K-6255 Right-Bowl Sink Rack
- K-8801 Sink drain and strainer with tailpiece
- K-8799 Sink drain and strainer basket
- K-23726 Drain treatment
- K-23725 Cast iron cleaner
- 1411886 Undermount sink kit 23"
- K-35000 Three-piece workstation sink accessory set
- K-35001 Maple wood cutting board
- K-35002 Ice bucket holder
- K-35003 Workstation sink cover
- K-35004 HDPE cutting board
- K-35005 Marble serving tray
- K-35007 Bifold multipurpose rack
- K-35487 Three-piece ice bucket set
- K-35484 Three-piece workstation sink prep bowl set

### Optional Products/Accessories

- K-11352 Disposal Flange with Stopper
- K-9000 P-Trap



ADA

### Codes/Standards








ASME A112.19.1/CSA B45.2  
ADA  
ICC/ANSI A117.1

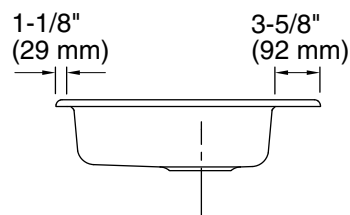
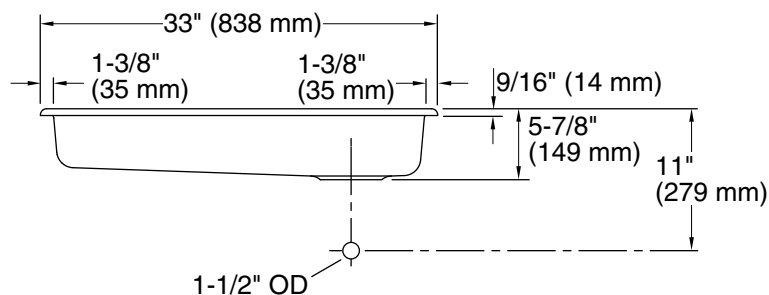
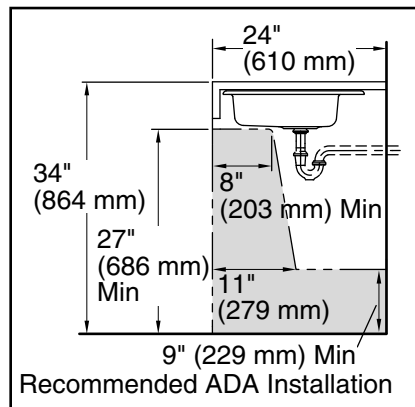
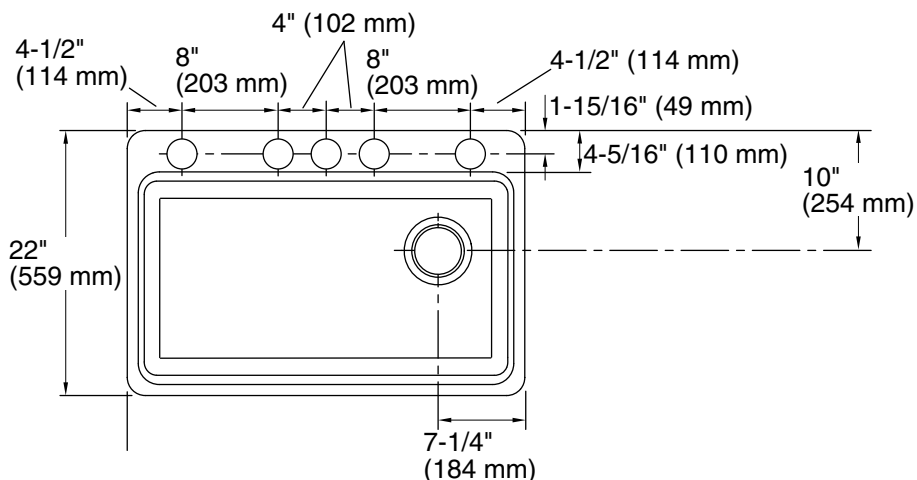
### KOHLER® Enameled Cast Iron Kitchen and Bathroom Sink Lifetime Limited Warranty

See website for detailed warranty information.

### Available Colors/Finishes

*Color tiles intended for reference only.*

Color	Code	Description
	0	White
	FF	Sea Salt™
	96	Biscuit
	NY	Dune
	95	Ice™ Grey
	7	Black Black™
	TRF	Truffle



#### Technical Information

All product dimensions are nominal.

Basin configuration: Single Bowl

Center(s): 8" (203 mm)

Min. base cabinet width: 36" (914 mm)

Bowl area (Basin #1):  
 Length: 30-1/4" (769 mm)  
 Width: 15-13/16" (402 mm)  
 Bowl depth: 5-1/4" (133 mm)  
 Water depth: 5-1/4" (133 mm)

Number of deck holes: 5

Drain hole: 3-7/8" (98 mm)

Template: 1166727-7, required, included

#### Notes

Install this product according to the installation instructions.

**NOTICE:** The countertop manufacturer or cutter must use the cut-out template provided with the product, or a current one provided by Kohler Co. (call 1-800-4KOHLER). Kohler Co. is not responsible for cut-out errors when the incorrect cut-out template is used.

ADA compliant when installed to the specific requirements of these regulations.