

Features

- Includes faceplate with handle
- A single handle controls both on/off activation and temperature setting
- Integrated push-button diverter
- Complements Composed faucets and accessories

Material

- Premium material construction with metal handle ensures reliability and durability
- KOHLER finishes resist corrosion and tarnishing

Installation

- Trim only; requires valve to complete installation (sold separately)

Required Products/Accessories

K-11748 Series Rite-Temp® Valves

Optional Products/Accessories

1156950 Rite-Temp® Roughing-in Kit



ADA

Codes/Standards

ASME A112.18.1/CSA B125.1

ADA





ICC/ANSI A117.1

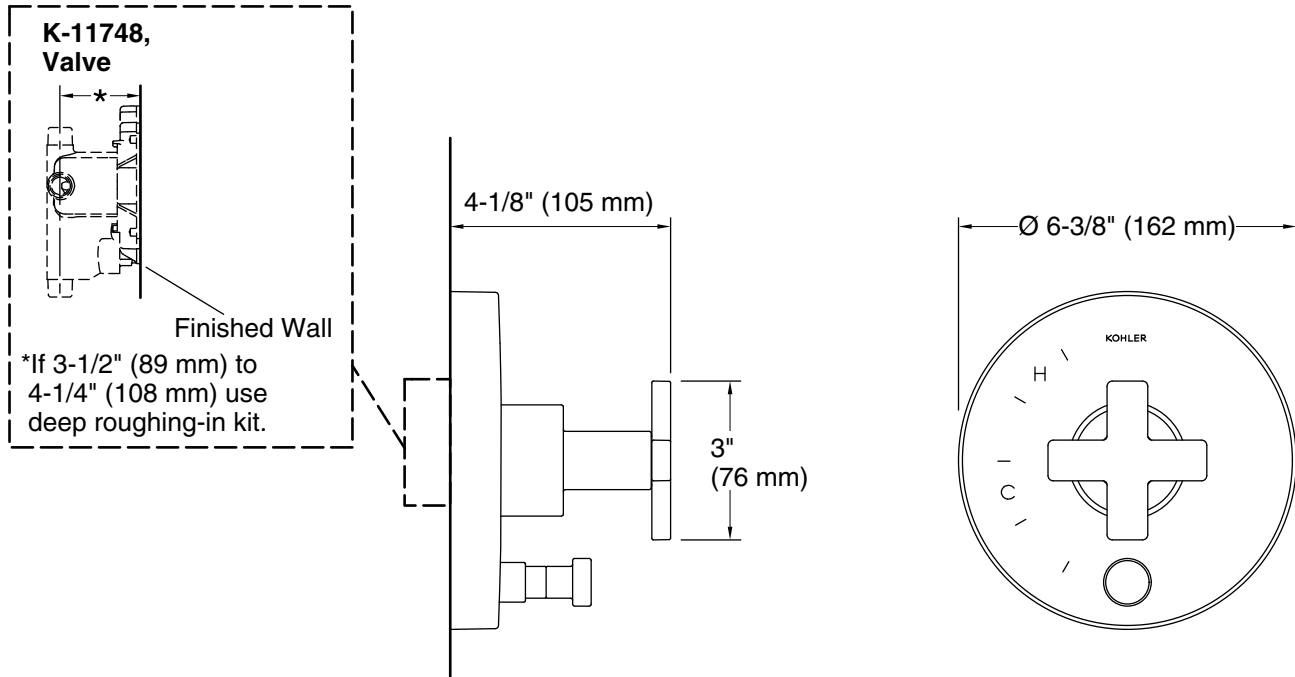
KOHLER® Faucet Lifetime Limited Warranty

See website for detailed warranty information.

Available Colors/Finishes

Color tiles intended for reference only.

Color	Code	Description
	CP	Polished Chrome
	BL	Matte Black
	2MB	Vibrant® Brushed Moderne Brass
	TT	Vibrant Titanium
	BGP	Vibrant Brushed Graphite



Technical Information

All product dimensions are nominal.

Spout:

Notes

Install this product according to the installation instructions.

ADA compliant when installed to the specific requirements of these regulations.