
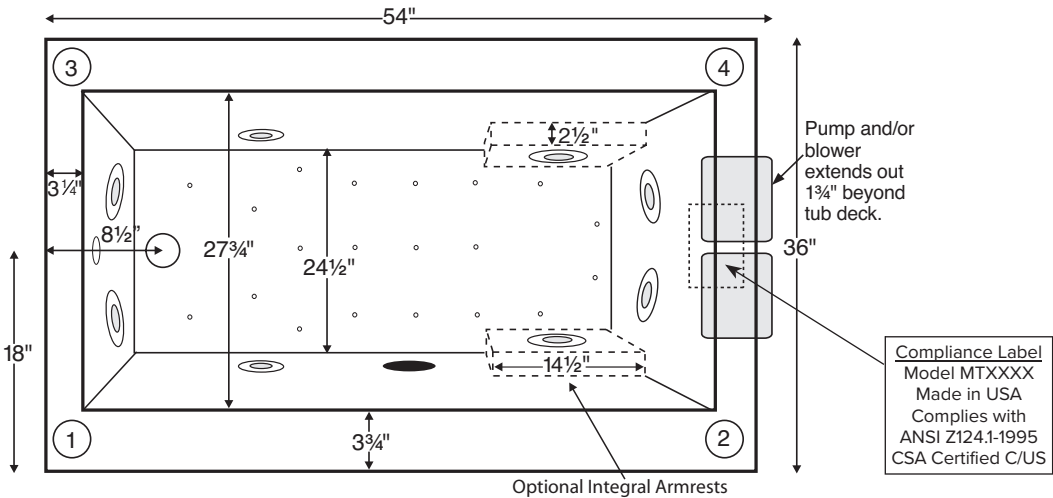


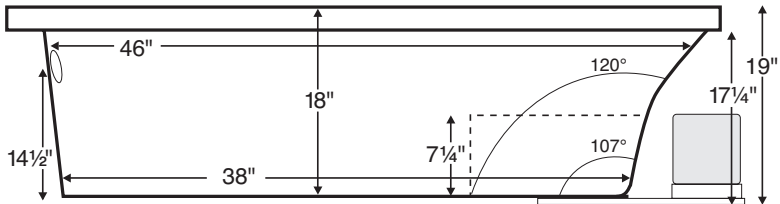
Andrea® 20



| | | |
|--|-------------------|-----------------|
| MODEL 187 | | |
| 54" x 36" x 19" | | |
| DROP-IN or UNDERMOUNT 57 gal to overflow | | |
| Acrylic CXL® | DoloMatte® | |
| 75 lbs / 34 kg | <SOAKER> | 84 lbs / 38 kg |
| 100 lbs / 45 kg | <PLUMBED> | 109 lbs / 49 kg |
| Filling this tub to the maximum may require an above average size or dedicated water heater. | | |



Numbered areas on tub deck represent possible locations to install cleaning systems, faucets and other fixtures. Shown with Air Massage and Ultra Whirlpool Package.



IMPORTANT: Air baths and tubs with a pre-leveled foam base or frame system add 2-3" to overall tub height.

IMPORTANT ORDERING & INSTALLATION INFORMATION

- Before ordering or installing, please consider future access to equipment.
- Add proper bedding compound to fully level and support bottom of tub.
- When equipped with an air bath package, pre-leveled foam base or frame system, overall tub height is increased by approx. 2-3" and is designed to install on a flat, level subfloor.
- Radiance placed on airbath floor will affect placement of air jets.
- System components may extend beyond the perimeter of deck.
- Please measure tub **on-site** before building tub decking.
- Advise MTI when planning to use a glass enclosure. Relocation of controls may be necessary.
- Suction and control locations may vary.
- All tubs are compliant with ASTM C 1028-07 coefficient of friction. DoloMatte meets ANSI A137.1/ A326.3 coefficient of friction and AS HB198:2014 slip tests.

ELECTRICAL COMPONENTS & SPECIFICATIONS

| Hydrotherapy Package | Components Included | GFCI / 110V |
|----------------------------------|---|-------------|
| Standard Whirlpool | 2-bhp pump | 1-15 amp |
| Stream Bath | 1/2-bhp, ozone | 1-20 amp |
| Microbubbles | Microbubbles pump | 1-15 amp |
| Ultra Whirlpool | 2-bhp pump, inline heater, ozone | 2-15 amp |
| Air Massage | heated blower | 1-15 amp |
| Air Massage Elite | heated blower, chromatherapy | 1-15 amp |
| Air Massage w/ Stream Bath | 1/2-bhp pump, heated blower, ozone | 1-20 amp |
| Air Massage Elite w/ Stream Bath | 1/2-bhp pump, heated blower, chromatherapy, ozone | 1-20 amp |

| Hydrotherapy Package | Components Included | GFCI / 110V |
|--------------------------------|--|-------------|
| Microbubbles with Air | Microbubbles pump, heated blower | 1-20 amp |
| Microbubbles with Air Elite | Microbubbles pump, heated blower, chromatherapy | 2-15 amp |
| Air with Whirlpool | 2-bhp pump, heated blower | 2-15 amp |
| Air with Ultra Whirlpool | 2-bhp pump, inline heater, heated blower, ozone | 2-20 amp |
| Air Elite with Whirlpool | 2-bhp pump, heated blower, chromatherapy | 2-15 amp |
| Air Elite with Ultra Whirlpool | 2-bhp pump, inline heater, heated blower, chromatherapy, ozone | 2-20 amp |

See the Installation & Operation Manual for more details. MTI's Customer Service Monday-Friday 8am-6pm EST 800-783-8827 or service@mtibaths.com

- Before discarding tub crate, check for accessories that may be packaged inside.
- All product measurements are ±1/2".
- Specifications and configurations are subject to change without notice.
- Measurements herein supersede all others published prior to publication date below.



- Aromatherapy is eliminated for undermount applications
- Air Baths, Pre-Levelled Foam Base or Frame Systems increase overall height by 2-3".

Andrea® 20
 MODEL 187
 54" x 36" x 19"

| Hydrotherapy Packages | Package Contents | Acrylic CXL® | | DoloMatte® | |
|---|---|--------------|----------|---------------|----------|
| | | Part # | MSRP | Part # | MSRP |
| Soaker | Soaking bath - no jets | S187-DI | \$2,895 | S187DM-DI | \$3,475 |
| | | S187-UM | | S187DM-UM | |
| Stream Bath | 6 side vents, 2 end vents, 1/2 bhp pump, Ozone | SM187-DI | \$5,370 | SM187DM-DI | \$5,955 |
| | | SM187-UM | | SM187DM-UM | |
| Microbubbles | 1 microbubbles infusion port and pump | M187-DI | \$6,125 | M187DM-DI | \$6,710 |
| | | M187-UM | | M187DM-UM | |
| Air Massage | 20 air jets, heated air blower, Aromatherapy, pre-leveled foam base | AST187-DI | \$6,445 | AST187DM-DI | \$7,030 |
| | | AST187-UM | | AST187DM-UM | |
| Air Massage Elite | 30 air jets, heated air blower, Aromatherapy, Chromatherapy LED lighting, Spa Mode, pre-leveled foam base | AE187-DI | \$8,295 | AE187DM-DI | \$8,880 |
| | | AE187-UM | | AE187DM-UM | |
| Stream Bath with Air Massage | 6 side vents, 2 end vents, 1/2 bhp pump, Ozone, 20 air jets, heated air blower, Aromatherapy, pre-leveled foam base | ASTSM187-DI | \$8,435 | ASTSM187DM-DI | \$9,020 |
| | | ASTSM187-UM | | ASTSM187DM-UM | |
| Stream Bath with Air Massage Elite | 6 side vents, 2 end vents, 1/2 bhp pump, Ozone, 30 air jets, heated air blower, Aromatherapy, Chromatherapy LED lighting, Spa Mode, pre-leveled foam base | AESM187-DI | \$10,480 | AESM187DM-DI | \$11,060 |
| | | AESM187-UM | | AESM187DM-UM | |
| Microbubbles with Air Massage | 1 microbubbles infusion port and pump, 20 air jets, heated air blower, Aromatherapy, pre-leveled foam base | ASTM187-DI | \$9,095 | ASTM187DM-DI | \$9,675 |
| | | ASTM187-UM | | ASTM187DM-UM | |
| Microbubbles with Air Massage Elite | 1 microbubbles infusion port and pump, 30 air jets, heated air blower, Aromatherapy, Chromatherapy LED lighting, Spa Mode, pre-leveled foam base | AEM187-DI | \$10,845 | AEM187DM-DI | \$11,430 |
| | | AEM187-UM | | AEM187DM-UM | |
| Standard Whirlpool | 6 point-massage jets, 2-bhp pump | P187-DI | \$5,200 | P187DM-DI | \$5,780 |
| | | P187-UM | | P187DM-UM | |
| Ultra Whirlpool | 8 point-massage jets, 2-bhp pump, inline heater, Ozone | P187U-DI | \$7,140 | P187UDM-DI | \$7,725 |
| | | P187U-UM | | P187UDM-UM | |
| Air Massage with Standard Whirlpool | 6 point-massage jets, 2-bhp pump, 20 air jets, heated air blower, Aromatherapy, pre-leveled foam base | AW187-DI | \$8,745 | AW187DM-DI | \$9,330 |
| | | AW187-UM | | AW187DM-UM | |
| Air Massage with Ultra Whirlpool | 8 point-massage jets, 2-bhp pump, inline heater, 20 air jets, heated air blower, Aromatherapy, Ozone, pre-leveled foam base | AU187-DI | \$10,690 | AU187DM-DI | \$11,270 |
| | | AU187-UM | | AU187DM-UM | |
| Air Massage Elite with Standard Whirlpool | 6 point-massage jets, 2-bhp pump, 30 air jets, heated air blower, Aromatherapy, Chromatherapy LED lighting, Spa Mode, pre-leveled foam base | AEAP187-DI | \$10,600 | AEAP187DM-DI | \$11,185 |
| | | AEAP187-UM | | AEAP187DM-UM | |
| Air Massage Elite with Ultra Whirlpool | 8 point-massage jets, 2-bhp pump, inline heater, 30 air jets, heated air blower, Aromatherapy, Ozone, Chromatherapy LED lighting, Spa Mode, pre-leveled foam base | AEAP187U-DI | \$11,665 | AEAP187UDM-DI | \$12,250 |
| | | AEAP187U-UM | | AEAP187UDM-UM | |

RECOMMENDED SENSORY THERAPIES

Chromatherapy

(LE) **\$880** underwater lighting
 2 LED lights included

Audiotherapy

(STEREOBT) **\$1,535** 2 transducers with bluetooth and amplifier
 (BTREMOTE) **\$660** bluetooth remote

(STEREOH202) **\$1,740** 4 transducers amplifier not included

Thermaltherapy

(RAD100) **\$1,760** Radiance®
 2 heated zones included
 (HTISOAK) **\$910**

For more information on options and accessories go to Acrylic Tub Options at mtibaths.com

Andrea® 20
MODEL 187

| |
|---|
| Options <i>Must be ordered at time of purchase.</i> |
| Standard Colors White (CWH) DoloMatte available in matte white only. Biscuit (CBS) Not available for DoloMatte. |
| Quick Ship reduces lead time (QSPRI) \$475 <i>Please call for availability</i> |
| Inline Heater maintains water temperature For Soaker or Air Baths (HTISOAK) \$910 Includes a recirculating pump <i>Cannot be combined with Microbubbles.</i> |
| Virtual Spout high-flow integrated tub filler (FPMJ) \$500 <i>Virtual Spout location is left of the overflow, unless otherwise specified on order.</i> |
| Grab Bars from \$360 <i>Selections vary. Personalization available.</i> |
| Textured Bottom (TXTBTM) Acrylic CXL® only \$115 DoloMatte® exceeds ANSI A137.1/A326.3 and AS HB198 slip tests. |
| Low-Profile Rim - reduces rim height to 1" (LPR) \$295 |
| Integral Armrests - 1 pair (INTARM) \$150 end drain tub models |
| Accessories |
| Pillows from \$200 |
| Teak Bath Mat (TKMAT3018) \$880 <i>Custom sizes also available. Contact MTI for details and pricing.</i> |
| Teak Tub Tray Slatted (TK-TRAY1) \$540 Solid (TK-TRAY2) \$615 |
| Teak Seat (TK-REMSEAT) \$715 For use with armrests only. |

| |
|---|
| Hydrotherapy Equipment & Cleaning Systems <i>Must be ordered at time of purchase.</i> |
| Inline Heater maintains water temperature For Whirlpools or Stream Bath (HTI) \$630 Uses existing pump <i>Cannot be combined with Microbubbles.</i> |
| Whirlpool Cleaning System Fill-Flush (FFSO) \$650 <i>Must specify stub-out location on order. See page 1 for location options.</i> |
| Whirlpool Jets Pump upgrade may be advisable for optimal performance when adding jets. Point-Massage Jet Extra Point-Massage Jet (EJ) \$345 Micro-Jet from \$400 <i>Jet styles and packages vary. Personalization available.</i> |
| Pump Upgrade - 3-bhp (PUMP3) \$345 |
| Jet Trim Kits For Standard Whirlpool Chrome (TRC) \$300 , Brushed Nickel (TRBN) \$800 For Ultra Whirlpool Chrome (TRCU) \$410 , Brushed Nickel (TRBNU) \$1,060 |
| Ozonator (OZONE) \$565 <i>Cannot be added to soakers or airbaths without combination hydrotherapy package or HTISOAK.</i> |

Installation Options *Must be ordered at time of purchase.*

| | |
|---|---|
| Pre-Leveled Foam Base (PLFOAM) \$325 All airbaths include a pre-leveled foam base. | Tile Flange Factory-Installed on 3 sides - rigid ABS (TFK3) \$220 Field Install Kit - includes rigid ABS & adhesive (TFKNI) \$205 IMPORTANT: <i>Must specify flange location(s) on order of Factory-Installed Flange. Not available with optional Low-Profile Rim.</i> |
| Pre-Leveled Frame and Foam Base (PLF) \$815 | |

Drains & Overflow Kits *Toe Tap Rectangular Overflow must be ordered at time of purchase*

| | | |
|---|--|--|
| Cable Driven Drain Finishes – PVC Drain Kit White/Biscuit (WOCDW) \$485 Chrome (WOCD) \$450 Brushed Nickel (WOCDBN) \$540 Polished Nickel (WOCDPN) \$595 Oil-Rubbed Bronze+ (WOCDOR) \$610 Polished Brass (WOCDBR) \$760 Special Finishes* (WOCDSF) \$1,250 <i>MTI does not offer a brass body cable drain kit.</i> | Toe Tap Round Overflow – PVC Drain Kit Chrome (WOTTC) \$420 Brushed Nickel (WOTTBN) \$425 Polished Nickel (WOTTPN) \$425 Special Finishes* (WOTTSF) \$1,260 Round Overflow – Solid Brass Drain Chrome (WOTTSSBC) \$895 Brushed Nickel (WOTTSSBBN) \$895 Polished Nickel (WOTTSSBPN) \$895 | Toe Tap Rectangular Overflow – PVC Drain Kit Chrome (WOTRC) \$520 Brushed Nickel (WOTRBN) \$475 White (WOTRW) \$580 Lift & Turn Drain Finishes – PVC Drain Kit Chrome (WOC) \$205 White (WOW) \$270 Brushed Nickel (WOBN) \$335 |
|---|--|--|

Slim-Line Overflow with Toe Tap Drain *Must be ordered at time of purchase.*

| | | |
|---|--|---|
| <ul style="list-style-type: none"> Low profile overflow is factory installed Overflow measures 4.5" x 1" Provides a deeper soak Not available for commercial applications | Slim-Line Overflow with Toe Tap Drain PVC Drain Chrome (SLOT) \$550 Brushed Nickel (SLOTBN) \$585 Polished Nickel (SLOTPN) \$615 White (SLOTW) \$475 | Slim-Line Overflow with Toe Tap Drain Solid Brass Drain Chrome (SLOTSBC) \$1,025 Brushed Nickel (SLOTSBBN) \$1,030 Polished Nickel (SLOTSBPN) \$1,030 White (SLOTSBW) \$1,065 |
|---|--|---|

* MTI has selected an oil-rubbed bronze finish that is compatible with Delta and many other manufacturers. To ensure best match, order as a Special Finish and submit a sample.

* Allow 2-4 weeks lead time for Special Finishes. Send sample for best match.