

Adena 7



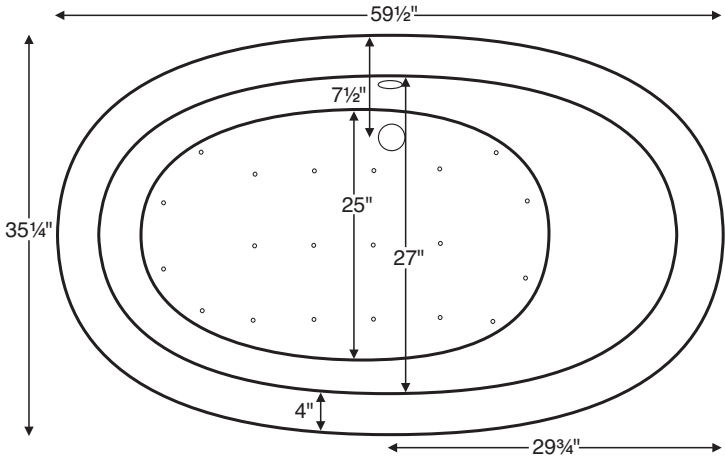
Left Slope Seating Position



Right Slope Seating Position



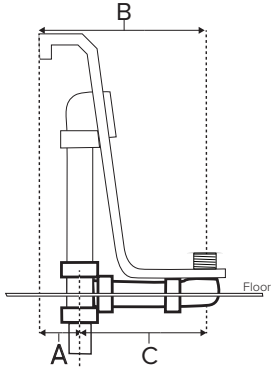
MODEL 75	
59.5" x 35.25" x 21.75"	
FREESTANDING 71 gal to overflow	
Acrylic CXL®	DoloMatte®
135 lbs / 61 kg	<SOAKER> 152 lbs / 69 kg
Filling this tub to the maximum may require an above average size or dedicated water heater.	



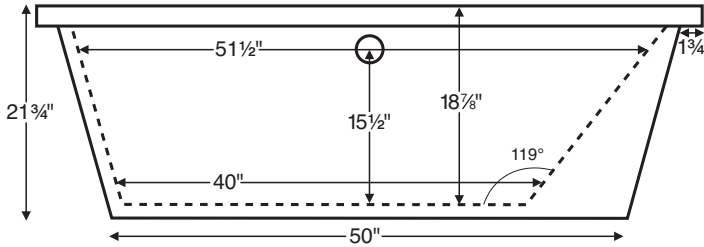
**IMPORTANT**  
Shown with right-hand slope. Must specify slope position when ordering.

Drain Rough-In Measurements

Slope	A	B	C
Right	3"	7 1/2"	4 1/2"



Requires use of a wall-mounted or freestanding tub filler.  
Shown with Air Massage Package.



Access panel  
7 1/8" x 16 1/8"



**ELECTRICAL COMPONENTS & SPECIFICATIONS**

Hydrotherapy Package	Components Included	110V GFCI
Air Massage	heated blower	1-15 amp
Air Massage Elite	heated blower, chromatherapy	1-15 amp

Electrical requirements may change with the addition of optional therapy components.  
See specific option details or installation information.  
CSA Certified C/US; B45.5/IAPMO ANSI Z124.1 and ANSI 112.19.7

See the Installation & Operation Manual for more details.  
MTI's Customer Service: Monday-Friday 8am-6pm EST  
**800-783-8827** or [service@mtibaths.com](mailto:service@mtibaths.com)

- Before discarding tub packaging, check for accessories that may be packaged inside.
- All product measurements are ±1/2".
- Specifications and configurations are subject to change without notice.
- Measurements herein supersede all others published prior to publication date below.

**IMPORTANT ORDERING & INSTALLATION INFORMATION:**

- Before ordering or installing, please consider future access to equipment.
- Comes equipped with an access panel on the drain side for installation of waste and overflow.
- Must specify slope position (right or left) when ordering.
- Air baths require job site preparations for remote mounting the blower.
- Hydrotherapy equipment may ship loose for remote installation depending on tub model. See package content on the following page for details.
- MTI will eliminate the access panel upon request. Installation will be more difficult.
- Faucet valves cannot be installed on this tub model.
- Radiance placed on floor locations will affect placement of air jets.
- All tubs are in accordance with CSA B45.5/IAPMO Z124 standard and compliant with ASTM C 1028-07 coefficient of friction. DoloMatte meets ANSI A137.1/A326.3 coefficient of friction and AS HB198:2014 pendulum slip resistance testing.

Adena 7

MODEL 75

59.5" x 35.25" x 21.75"

Hydrotherapy Packages	Package Contents	Acrylic CXL®		DoloMatte®	
		Part #	MSRP	Part #	MSRP
Soaker	Soaking bath - no jets; includes a pre-leveled foam base. Must specify slope position when ordering.	S75	\$6,415	S75DM	\$7,195
Air Massage	20 air jets, heated air blower, pre-leveled foam base. Blower, control boxes, and keypad must be remote located. Must specify slope position when ordering.	AST75	\$9,970	AST75DM	\$10,745
Air Massage Elite	30 air jets, heated air blower, Chromatherapy LED lighting, Spa Mode, pre-leveled foam base. Blower, control boxes and Spa Mode keypad must be remote located/mounted. Must specify slope position when ordering.	AE75	\$11,820	AE75DM	\$12,595

RECOMMENDED SENSORY THERAPIES

**Chromatherapy**

(LE) **\$880** underwater lighting  
2 LED lights included

**Audiotherapy**

(STEREOBT) **\$1,535** 2 transducers  
with bluetooth and amplifier  
(BTREMOTE) **\$660** bluetooth remote

(STEREOH202) **\$1,740** 4 transducers  
amplifier not included

**Thermaltherapy**

(RAD100) **\$1,760** Radiance®  
2 heated zones included

Options <i>Must be ordered at time of purchase</i>
<b>Standard Colors</b> White (CWH) DoloMatte available in matte white only. Biscuit (CBS) Not available for DoloMatte.
<b>Quick Ship</b> reduces lead time (QSPRI) <b>\$475</b> <i>Please call for availability</i>
<b>Textured Bottom</b> (TXTBTM) Acrylic CXL® only <b>\$115</b> DoloMatte® exceeds ANSI A137.1/A326.3 and AS HB198 slip tests.
<b>Virtual Spout</b> high-flow integrated tub filler (FPMJ) <b>\$500</b>
<b>Grab Bars</b> from <b>\$360</b> (1 set of 2) Grab bars are factory-installed to the left and right of the overflow. Go to Acrylic Tub Options on <a href="http://mtibaths.com">mtibaths.com</a> for details before ordering. <i>Color and finish selections vary.</i>

Accessories
<b>Pillows</b> from <b>\$200</b>
<b>Teak Bath Mat</b> (TKMAT3018) <b>\$880</b> <i>Custom sizes also available. Contact MTI for details and pricing.</i>
<b>Teak Tub Tray</b> Slatted (TK-TRAY1) <b>\$540</b> Solid (TK-TRAY2) <b>\$615</b>
<b>Floor-Mounted High-Flow Tub Filler</b> Traditional Brushed Nickel (FILLTBN) <b>\$1,885</b>
<b>Faucet Stand</b> SculptureStone® Standard <b>Small</b> 3-hole capacity <b>14¼" w x 21¾" h</b> Matte (STAND) <b>\$780</b>
<b>Large</b> 5-hole capacity <b>22" w x 21¾" h</b> Matte (STANDL) <b>\$925</b>

Adena 7

MODEL 75

59.5" x 35.25" x 21.75"

**Cable Driven**

Turn the overflow knob clockwise to open the drain, then counterclockwise to close the drain.



**Drain Finishes - PVC Drain Kit**

White/Bone/Biscuit (WOCDW) **\$485**

Chrome (WOC) **\$450**

Brushed Nickel (WOCDBN) **\$540**

Polished Nickel (WOCDPN) **\$595**

Oil-Rubbed Bronze<sup>†</sup> (WOCBOR) **\$610**

Polished Brass (WOCDBR) **\$760**

Special Finishes\* (WOCDSF) **\$1,250**

MTI does not offer a brass body cable drain kit.

**Lift & Turn**

Simple lift & turn to open. Lift, turn & release to close.



**Drain Finishes - PVC Drain Kit**

Chrome (WOC) **\$205**

White (WOW) **\$270**

Brushed Nickel (WOBN) **\$335**

**Toe Tap** Push down on drain cover to open and close.



**Round Overflow - PVC Drain Kit**

Chrome (WOTT) **\$420**

Brushed Nickel (WOTTBN) **\$425**

Polished Nickel (WOTTPN) **\$425**

Special Finishes\* (WOTTSF) **\$1,260**



**Round Overflow - Solid Brass Drain**

Chrome (WOTTSSBC) **\$895**

Brushed Nickel (WOTTSSBN) **\$895**

Polished Nickel (WOTTSSPN) **\$895**

\* Allow 2-4 weeks lead time for Special Finishes.  
Send sample for best match.

<sup>†</sup>Oil Rubbed Bronze finishes vary among manufacturers.  
MTI has selected a finish that is compatible with many available.  
To ensure best match, order as a Special Finish and submit a sample.

**NOTE:**

MTI does not warrant drain kits or finishes, though drain kits may carry a direct factory warranty from the manufacturer. Proper drain installation is the responsibility of the installer. MTI's tub warranty does not cover drain leakage.